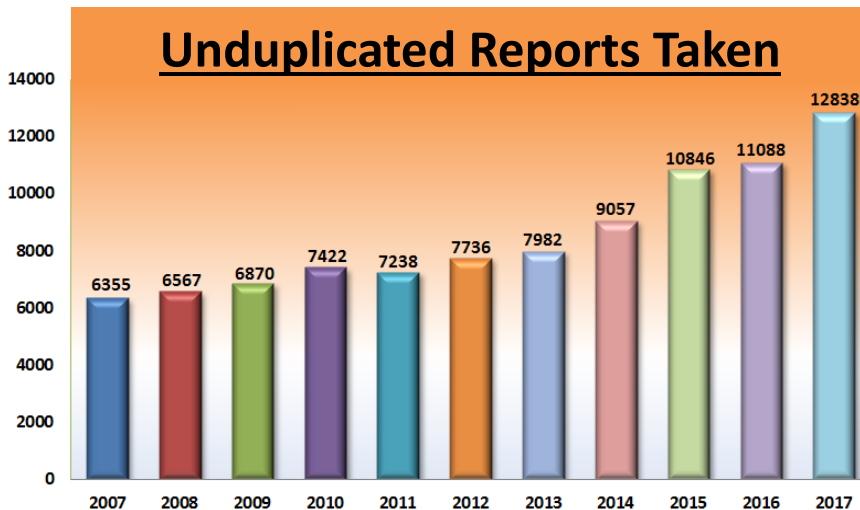




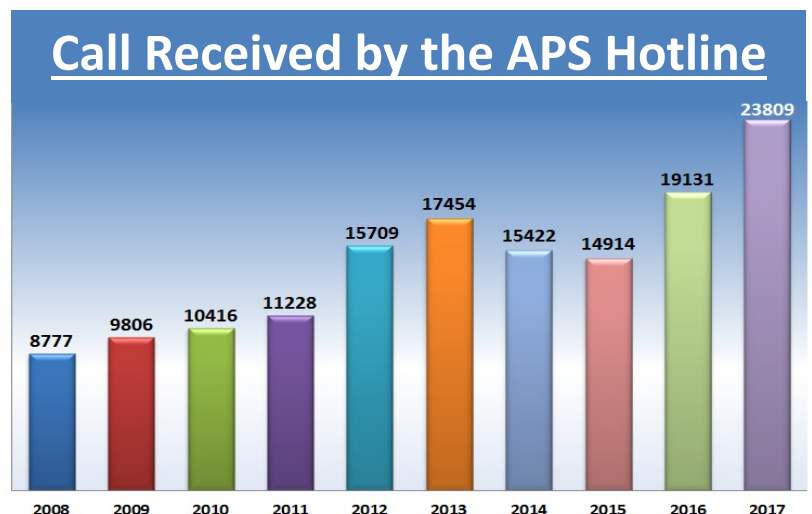
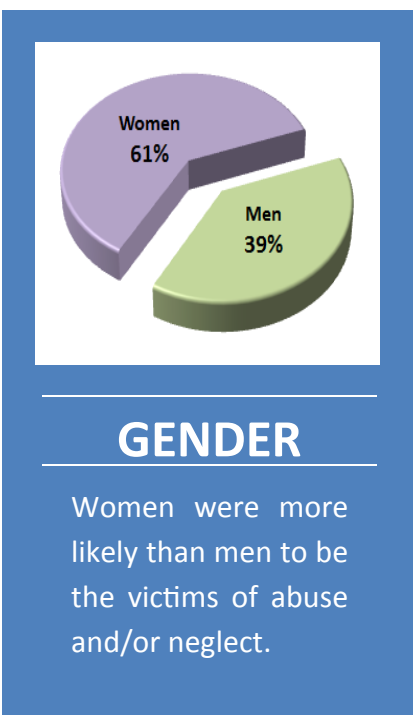
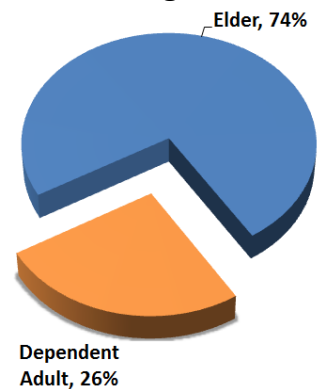
Adult Protective Services Fact Sheet 2017

The Fact Sheet is an overview of elder and dependent adult abuse in Orange County, based on data collected during Calendar Year 2017 by Adult Protective Services. Elders are defined as individuals age 65 years and older, while Dependent Adults are individuals age 18-64 years who have a functional limitation that impairs their ability to provide for their basic needs and advocate for their rights.



APS received a total of **12,838** unduplicated reports, an increase of **102%** from 2007 to 2017, and a **16%** increase over 2016.

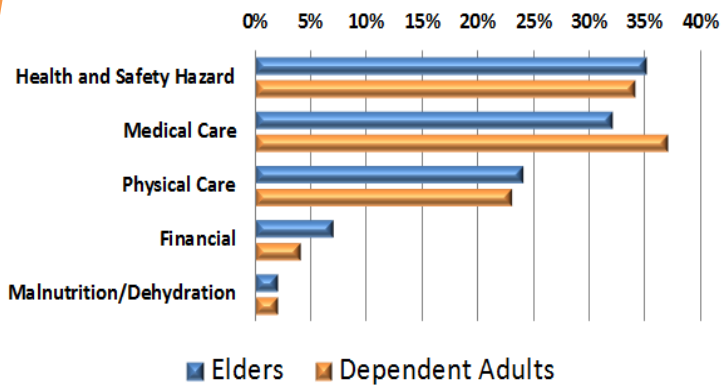
Elders are **three times** more likely than dependent adults to be the victim of abuse and/or neglect.



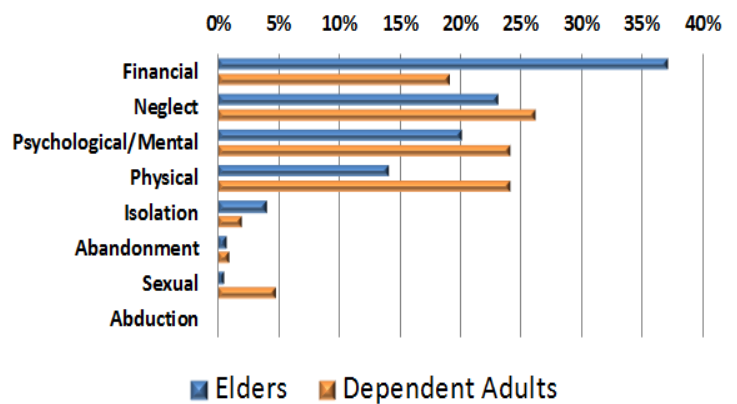
The APS Hotline received **23,809** calls, an increase of **24%** over 2016.

Abuse Occurrence Rates

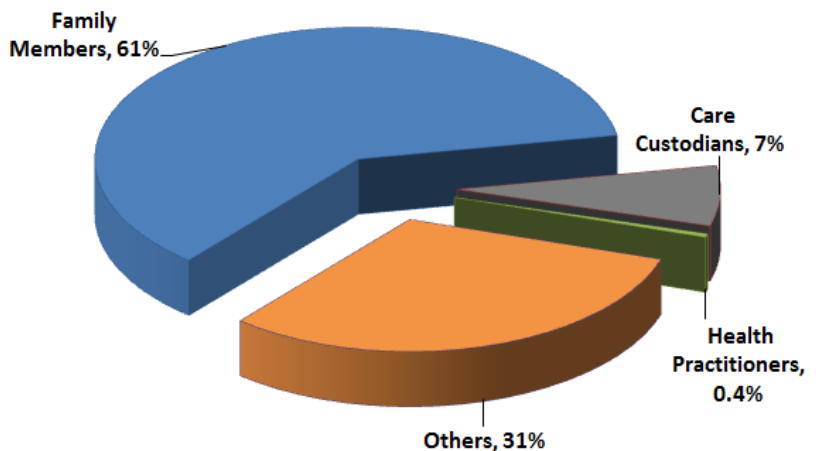
Abuse by Self



Abuse by Others



The majority of the abusers, **61%**, are family members of the elder/dependent adult.



Incidence of Elder Abuse by Age

Unduplicated

Age	Clients	Population*	Incidence
65-69	1,383	114,211	1:83
70-74	1,562	85,658	1:55
75-79	1,615	66,623	1:41
80-84	1,712	50,760	1:30
85+	2,666	50,760	1:19
Total	8,938	368,012	1:41

*Population was extrapolated from the United States Census Bureau 2016 Population Estimates for Orange County.

The incidence of elder abuse increase significantly with age. Those aged 85 and older are **four times** more likely to be the victims of abuse compared to those age 65-69.